

GV-EFD2101 2MP H.264 Super Low Lux WDR IR Fixed IP Dome



- 1/2.8" progressive scan super low lux CMOS
- Dual streams from H.264 and MJPEG
- Up to 30 fps at 1920 x 1080
- Intelligent IR
- Day and Night function (with removable IR-cut filter)
- Megapixel varifocal lens
- P-Iris lens for auto Iris control
- IR distance up to 50 m (164 ft)
- 3-axis mechanism (pan / tilt / rotate)
- DC 12V / PoE (IEEE 802.3af)
- Two-way audio
- Wide Dynamic Range (WDR)
- 3D noise reduction
- Defog
- Motion detection
- Tampering alarm
- Text overlay
- Privacy mask
- IP address filtering
- Recording assigned by GV-Edge Recording Manager (Windows & Mac)
- Supports iPhone, iPad, Android & 3GPP
- 31 languages on Web interface
- ONVIF (Profile S) conformant
- More storage option – NAS

Introduction

The Target Fixed Dome is an indoor, fixed network camera equipped with an automatic IR-cut filter, Super Low Lux, IR LEDs for day and night surveillance. Adjustable in 3 axis (pan, tilt and rotate), it offers a surveillance solution with all the essential features and excellent image quality.

Active Tampering Alarm


Tampered



Focus Change

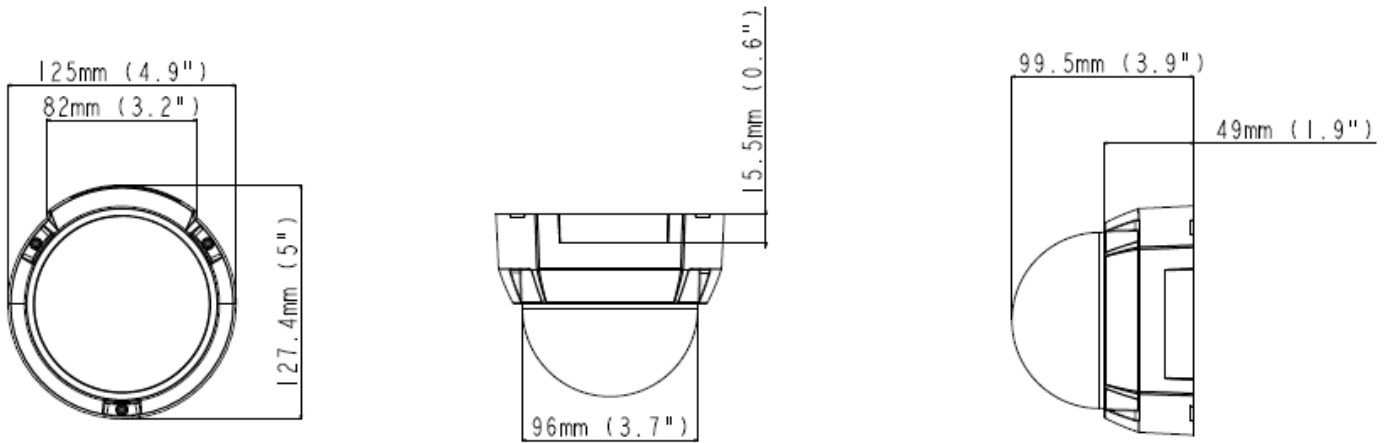


Camera Shift

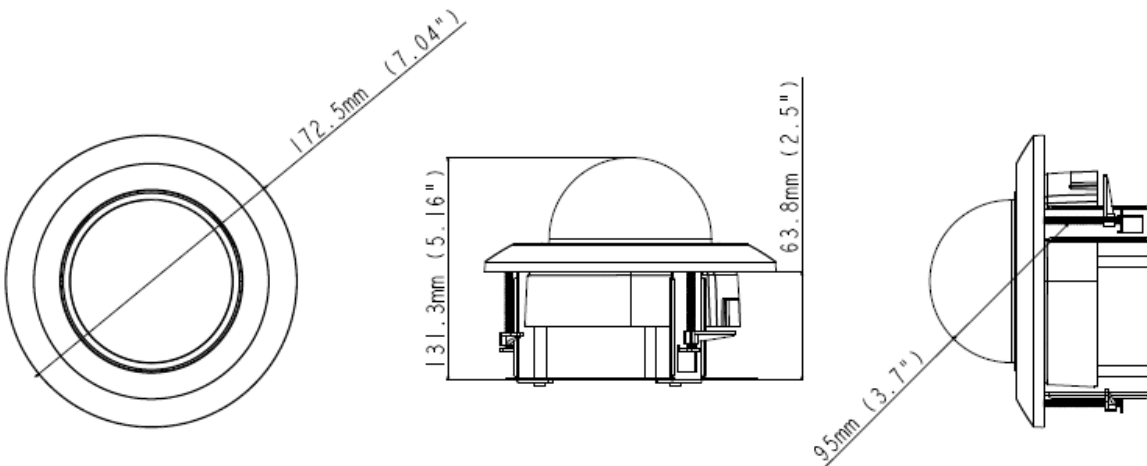


Dimensions

Hard-Ceiling Mount



In-Ceiling Mount



Specifications

Camera		
Image Sensor	1/2.8" progressive scan super low lux CMOS	
Picture Elements	1920 (H) x 1080 (V)	
Minimum Illumination	Color	0.005 Lux
	B/W	0.004 Lux
	IR ON	0 Lux
Shutter Speed	Automatic, Manual (1/5 ~ 1/8000 sec.)	
White Balance	Automatic, Manual (2800K ~ 8500K)	
Gain Control	Automatic	
S/N Ratio	56 dB	
WDR	Yes	
Dynamic Range	Up to 72 dB	
Lens		
Megapixel	Yes	
Day/Night	Yes (with removable IR-cut filter)	
Focal Length	3 ~ 9 mm	
Lens Type	Varifocal	
Maximum Aperture	F/1.7	

Mount	Ø14 mm	
Horizontal FOV	102° ~ 40°	
Image Format	1/2.8"	
Operation	Focus	Manual (w/lock)
	Zoom	Manual (w/lock)
	Iris	P-Iris
Max. Torque (Focus / Zoom Screws)	0.049 N.m	
IR LED Quantity	20 IR LEDs	
Max. IR Distance	50 m (164.04 ft)	

Operation

Video Compression	H.264, MJPEG
Video Streaming	Dual streams from H.264 and MJPEG
Frame Rate	30 fps at 1920 x 1080 * The frame rate and the performance may vary depending on the number of connections and data bitrates (different scenes).
Image Setting	Brightness, Contrast, Saturation, Sharpness, Gamma, White Balance, Flicker-less, Image Orientation, Shutter Speed, D/N Sensitivity, Backlight Compensation, WDR, Defog, Low Lux Enhancement
Audio Compression	G.711, AAC (Optional)
Audio Support	Two-way Audio

Video Resolution

Main Stream	4:3	1280 x 960, 640 x 480, 320 x 240
	16:9	1920 x 1080, 1280 x 720, 640 x 360, 448 x 252
	5:4	1280 x 1024, 640 x 512, 320 x 256
Sub Stream	4:3	640 x 480, 320 x 240
	16:9	640 x 360, 448 x 252
	5:4	640 x 512, 320 x 256

Network

Interface	10/100 Ethernet
Ethernet Protocol	DHCP, DynDNS, FTP, HTTP, HTTPS, NTP, ONVIF (Profile S), PSIA, QoS (DSCP), RTSP, SNMP, SMTP, TCP, UDP, UPnP, 3GPP/ISMA

Mechanical

Temperature Detector	Yes	
Camera Angle Adjustment	Pan	0° ~ 350°
	Tilt	0° ~ 75°
	Rotate	0° ~ 340°
Connectors	Power	2-pin terminal block, PoE
	Ethernet	Ethernet (10/100 Base-T), RJ-45 cable
	Audio	1 In (microphone phone jack, 3.5 mm / 0.14") 1 Out (stereo phone jack, 3.5 mm / 0.14")
	TV-Out	BNC connector (D1 resolution)
LED Indicator	2 LEDs: Power, Status	

General

Environment Temperature	Start-up	0 °C ~ 50 °C (32 °F ~ 122 °F)
	Operation	
Humidity	10% to 90% (no condensation)	
Power Source	12V DC / PoE (IEEE 802.3af)	
Max. Power Consumption	5.8 W	
Dimension	ø 125 x 99.5 mm (4.92 x 3.92")	
Weight	470 g (1.04 lb)	
Regulatory	CE, FCC, RCM, RoHS compliant	

Power over Ethernet

PoE Standard	PoE (IEEE 802.3af Power over Ethernet / PD)
PoE Power Supply Type	End-Span
PoE Power Output	Per Port 48V DC, 350mA. Max. 15.4 watts

Web Interface

Installation Management	Web-based configuration
-------------------------	-------------------------

Maintenance	Firmware upgrade through Web Browser or Utility
Access from Web Browser	Camera Live View, Video Recording, Change Video Quality, Bandwidth Control, Image Snapshot, Audio, Picture in Picture, Picture and Picture, Privacy Mask, Text Overlay, Digital PTZ
Language	Arabic / Bulgarian / Czech / Danish / Dutch / English / Finnish / French / German / Greek / Hebrew / Hungarian / Indonesian / Italian / Japanese / Lithuanian / Norwegian / Persian / Polish / Portuguese / Romanian / Russian / Serbian / Simplified Chinese / Slovakian / Slovenian / Spanish / Swedish / Thai / Traditional Chinese / Turkish

Applications

Network Storage	GV-System (GV-DVR/NVR), GV-Recording Server, GV-VMS
Smart Device Access	GV-Eye for iOS and Android
Live Viewing	IE, Mobile App
CMS Server support	GV-Control Center, GV-Center V2, GV-Vital Sign Monitor




Note: Specifications are subject to change without prior notice.









Packing List






- | | |
|----------------------|--------------------------------|
| 1. Target Fixed Dome | 6. Installation Sticker |
| 2. Screw x 3 | 7. GV-IPCAM H.264 Software DVD |
| 3. Screw Anchor x 3 | 8. GV-NVR Software DVD |
| 4. Torx Wrench | 9. Warranty Card |
| 5. TV-Out Wire | |

Note: Power adapters can be purchased upon request.

Accessories

Model No.	Name		Details
GV-Mount100	Straight Tube and Junction Box Kit		Dimensions: 200 x 170 x 257.5 mm (7.9 x 6.7 x 10.1") Weight: 3.17 kg (6.99 lb)
GV-Mount101	Straight Tube Kit		Dimensions: 219 x 125 x 332 mm (8.6 x 4.9 x 13.1") Weight: 1.8 kg (3.97 lb)
GV-Mount200	Wall Pendant Tube		Dimensions: 225 x 140 x 250 mm (8.9 x 5.5 x 9.8") Weight: 900 g (1.98 lb)

GV-Mount203	Wall Pendant Tube and Junction Box Kit		<p>Dimensions: 315 x 195.5 x 225 mm (12.4 x 7.7 x 8.9")</p> <p>Weight: 2.95 kg (6.5 lb)</p>
GV-Mount300	Convex Corner Adapter Kit		<p>Dimensions: 238.6 x 409.5 mm (9.4 x 16.1")</p> <p>Weight: 4.27 kg (9.41 lb)</p>
GV-Mount310	Concave Corner Adapter Kit		<p>Dimensions: 123.3 x 393.1 mm (4.9 x 15.5")</p> <p>Weight: 2.96 kg (6.53 lb)</p>
GV-Mount400	Pole Mount Bracket Kit (Ø 4 ~ 6")		<p>Bracket: 241 x 161 mm (9.5 x 6.3")</p> <p>Weight: 1.70 kg (3.75 lb)</p> <p>Steel Strap Diameter: Ø 4 ~ 6"</p>
GV-Mount410	Pole Mount Bracket Kit (Ø 6 ~ 7.5")		<p>Bracket: 241 x 161 mm (9.5 x 6.3")</p> <p>Weight: 1.70 kg (3.75 lb)</p> <p>Steel Strap Diameter: Ø 6 ~ 7.5"</p>
GV-Mount702	Extension Tube		<p>Four options are available.</p> <p>Dimensions: Ø 5.4 x 10 or 20 or 30 or 50 cm (Ø 2.1 x 3.9 or 7.9 or 11.8 or 19.7")</p> <p>Weight: 180 g or 390 g or 550 g or 800 g (0.4 lb or 0.86 lb or 1.21lb or 1.76 lb)</p>
GV-Mount900	Wall Mount Bracket		<p>Dimensions: 154 x 108 x 50 mm (6.1 x 4.3 x 2")</p> <p>Weight: 240 g (0.53 lb)</p>
GV-Mount909	Wall Box Mount		<p>Dimensions: 170 x 150 x 110 mm (6.7 x 5.9 x 4.3")</p> <p>Weight: 610 g (1.34 lb)</p>

GV-Mount910	Power Box Mount Bracket		Dimensions: 112 x 98 x 7.5 mm (4.4 x 3.9 x 0.3") Weight: 105 g (0.23 lb)
GV-Mount913	Power Box Mount Bracket		Dimensions: Ø 146 x 7.5 mm (Ø 7.04 x 2.5") Weight: 180 g (0.4 lb)
GV-Mount915	In-Ceiling Mounting Kit for GV-EFD2101 / 3101		Dimensions: Ø 172.5 x 63.8 mm (Ø 7.04 x 2.5") Weight: 424 g (0.93 lb)
GV-Mount917	GV-EFD2101 / 3101 Dome Housing		Dimensions: Ø 186 x 97.5 mm (Ø 7.3 x 3.8") Weight: 948 g (2.09 lb)
GV-PA191 PoE Adapter			Dimensions (H x W x D): 43 x 69 x 40 mm (1.69 x 2.72 x 1.57") Weight: 130 g (0.29 lb)
GV-POE Switch	The GV-POE Switch is designed to provide power along with network connection for IP devices. The GV-POE Switch is available in various models with different numbers and types of ports.		
Power Adapter	Contact your sales representative for the countries and areas supported.		

Re-Seller: SIN CHEW ALARM PTE LTD



10 Upper Aljunied Link #06-02/03/04
Singapore 367904
Tel: (65) 62872788 Fax: (65) 62870856
Email: enquiry@sinchewalarm.com
http://www.sinchewalarm.com